

Dear Fellow Parishioner:

As part of the Stewardship Campaign on Sunday morning a Town Hall meeting was held at which the Finance Committee presented the Preliminary Budget for 2012. Attendees at the meeting felt that it would be helpful if the information presented was shared with the entire parish.

In addition to the pure numbers the following points were made:

- **The budget assumes that the St Martin's will operate on the same basis as in 2011**
- **Expenses are projected to increase by 6% due to increased maintenance and utilities and cost of living adjustments to staff salaries (the first since 2008)**
- **In order to cover these costs pledge income needs to increase by 10% over 2011**
- **If pledge income does not cover this budget costs will be cut to ensure that St Martin's does not plan for a deficit in 2012. Staff costs are the only significant variable cost in the budget.**
- **The average pledge in 2011 was just under \$3,000 per pledging family. 42% of the pledge income was pledged collectively by 20 families and 76 families collectively contributed only 10%. It was acknowledged that every family's ability to contribute was different.**

Bottom line:

- **We all need to increase our 2012 pledges by at least 10% over what we pledged in 2011**

Thanks

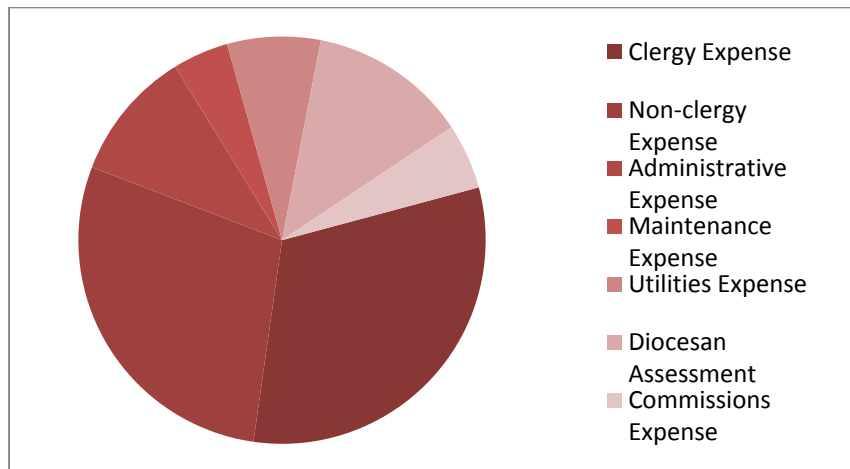
Finance Committee

St. Martin's-in-the-Field Preliminary 2012 Budget

October 30, 2011

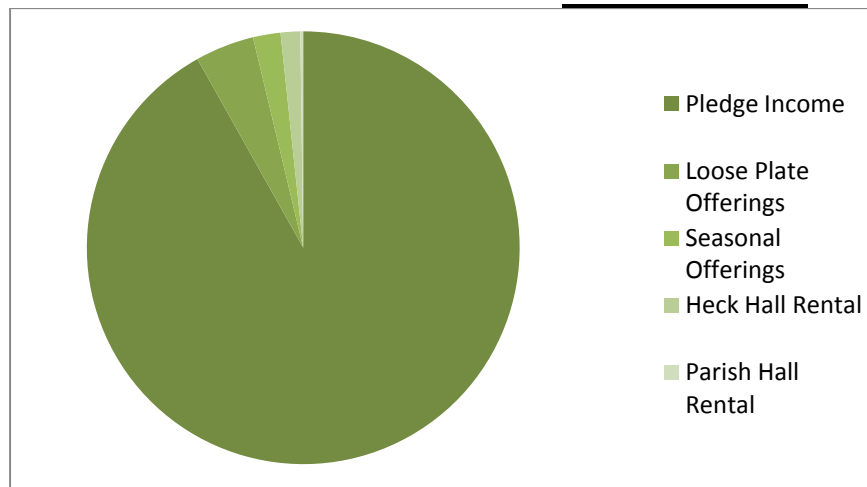
We anticipate that our costs for 2012 will be:

| | | | |
|---------------------------|----|-------------------|---------------|
| Clergy | \$ | 212,000 | 31.4% |
| Lay staff | | 193,000 | 28.6% |
| Diocesan Assessment | | 85,000 | 12.6% |
| Utilities and Maintenance | | 80,000 | 11.9% |
| Administration | | 70,000 | 10.4% |
| Commissions | | 35,000 | 5.1% |
| Total | | \$ 675,000 | 100.0% |



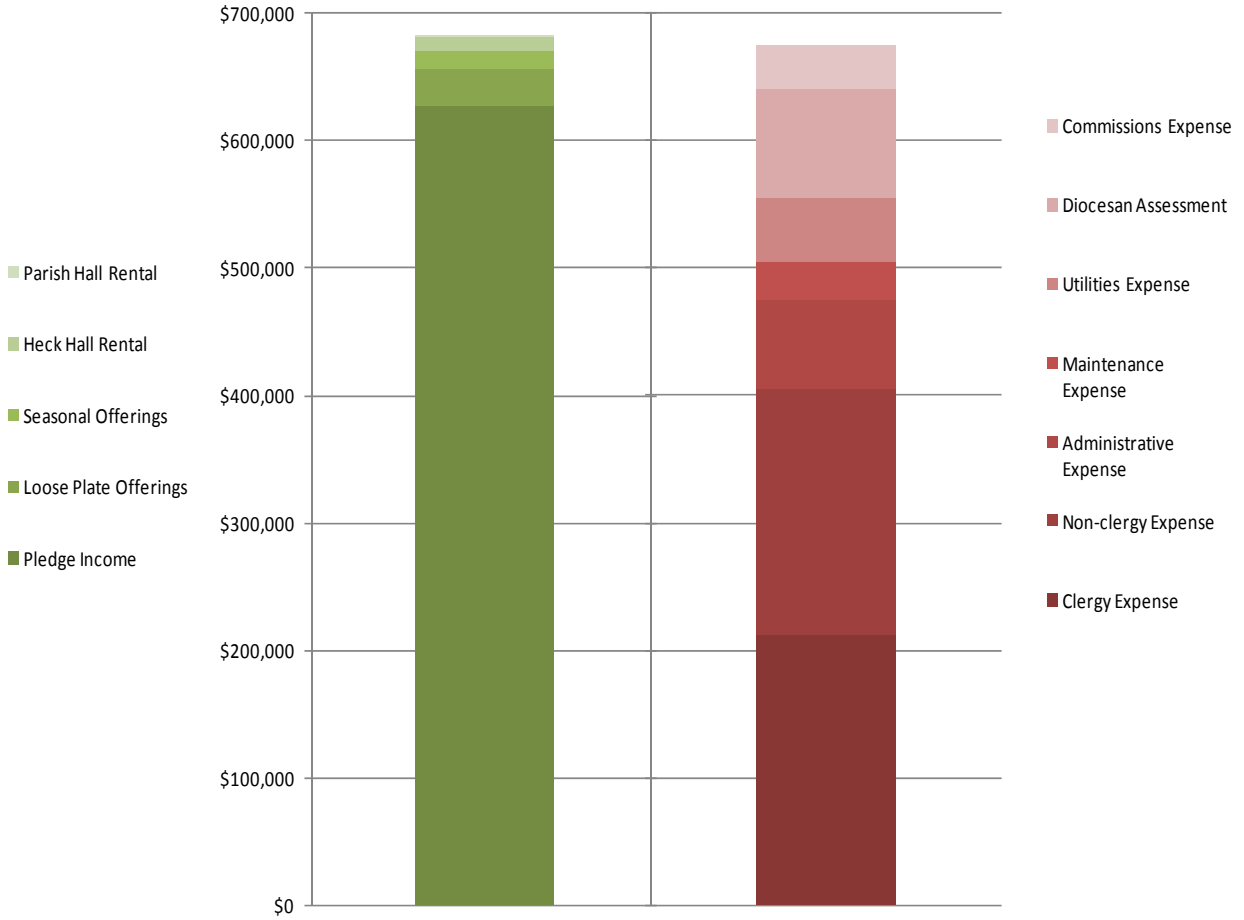
If we assume that everyone pledges at the same level as in 2011 and the increase we received as a result of the May appeal our income will be:

| | | | |
|---|----|-------------------|--|
| 2012 Pledges | \$ | 627,000 | |
| Non-pledge income (loose plate, Heck Hall rentals etc.) | | 55,500 | |
| Total | | \$ 682,500 | |

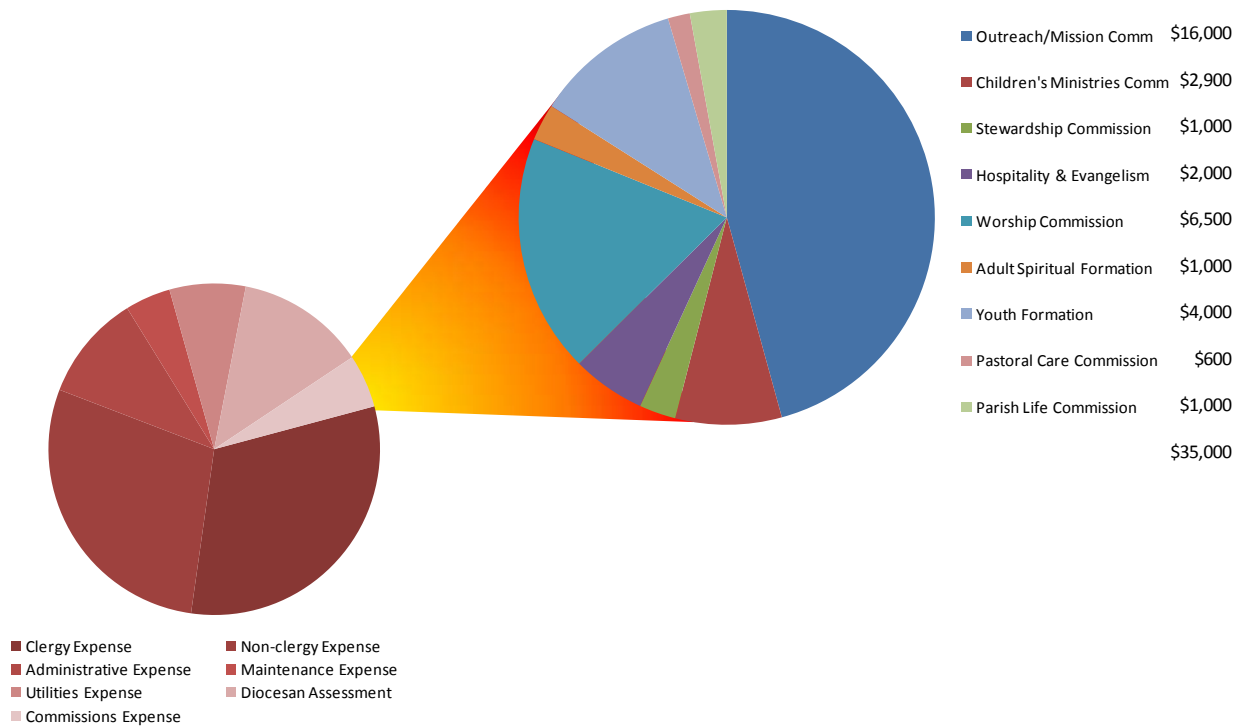


And as a result we will project a small surplus:

| | | |
|-------------------|----|--------------|
| Projected Income | \$ | 682,500 |
| Projected expense | | 675,000 |
| Projected Surplus | \$ | <u>7,500</u> |



Please note that in this year's initial budget proposal we have included planned Commission expenses in the overall budget, while in the past those expenses have been offset by an equal plan for second collections. While Commission expenses are a small portion of our budget, they are a major component of the Church's mission. As a long-term goal we believe that we should aim for roughly 10% of our operating budget going to commissions; we are only half way there now.



As a guideline the in order to cover our costs the average pledge needs to be:

| | <u>Year</u> | <u>Month</u> | <u>Week</u> | <u>Day</u> |
|---------------------------------|-------------|--------------|-------------|------------|
| Pledge income needed | \$ 627,000 | \$52,250 | \$12,050 | \$1,717 |
| Per family based on 186 pledges | \$ 3,370 | \$ 283 | \$ 65 | \$ 10 |

As you consider your gift the following breakout of the 2011 may be of interest.

